



Park User Survey

December 2024

Content



Tip: Click on a chapter to jump directly to its content.

1. [About the Survey](#)
2. [Main Survey Results – General](#)
3. [Main Survey Results – Themes](#)
4. [Spotlight: Kids feedback](#)
5. [Next steps](#)
6. [Appendix](#)





1

About the Survey

General information | Method | Purpose

About the survey



WHO

Run by Friends of
Gyle park (FOGP)
committee



WHEN

Ca. 6 weeks from
September – October
2024

About the survey



To gather information from Gyle park users regarding:

- Demographics
- Popular features
- Improvement suggestions
- Communication preferences
- Identifying future actions

PURPOSE

With the aim to enable FOGP to make more strategic decisions about improvements in the park and supporting FOGP in the request for support from other entities (e.g. grant application)

About the survey



METHOD

- Google forms questionnaire.
- Distributed online through social media (e.g. Facebook groups, Edinburgh West information page) & offline through posters within the park offering a QR code / email contact.
- Optional printed version made available too.
- Additional feedback gathered from children by working directly with schools in a more informal way – please see our kids spotlight for more information.

Disclaimer



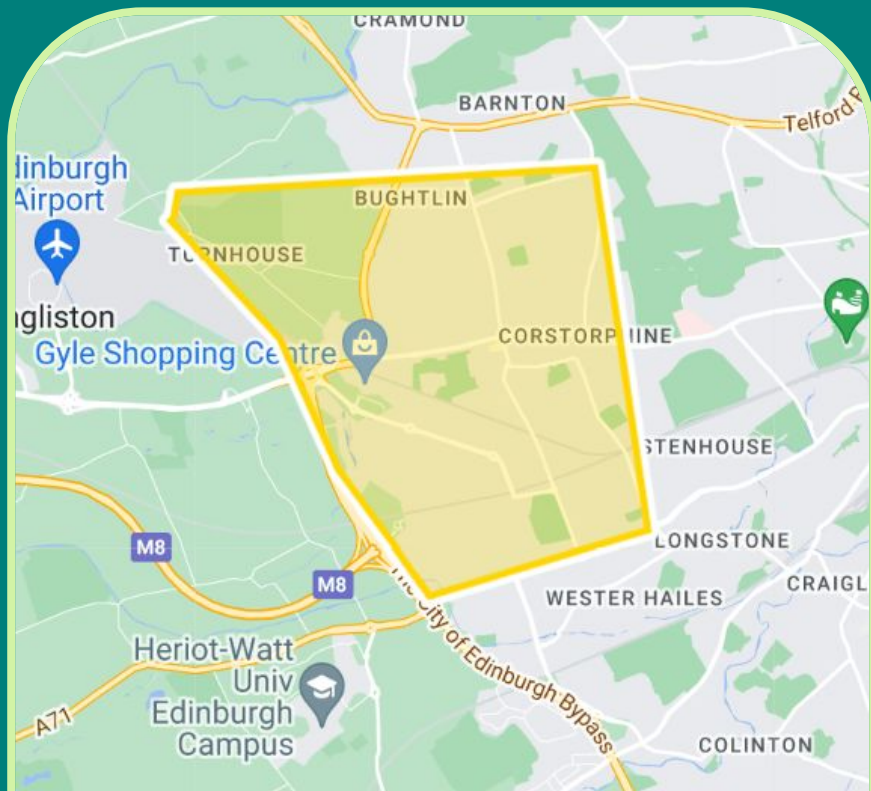
Please note that the findings published are reflective of park users who chose to take part in the survey.

FOGP appreciate that not all park users may have had the chance to take part in the survey, or simply chose not to.

To put the survey findings into better perspective, the next page will provide an overview of general population statistics for the surrounding area of the park. This is data based off the latest census report published by the council.

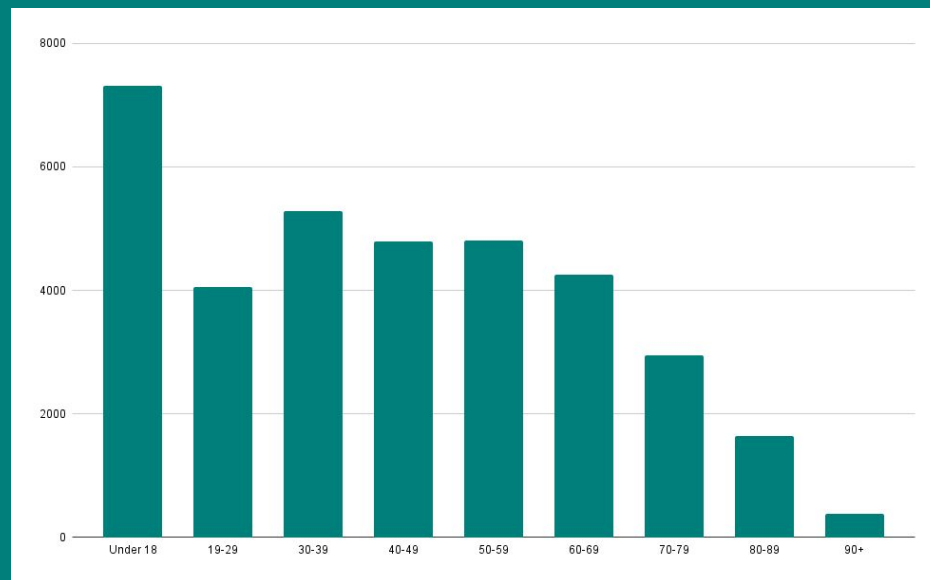
Population numbers

The highlighted area was chosen generously, but following natural infrastructure-related borders that will impact ease of access to the park (e.g Bypass used as boundary).



Ca. 16k households
Ca. 35k population

Breakdown by age group



2

Main Survey

General results



General statistics

294

Survey responses



And separate
feedback from ca.
80 children

96%



Live in EH12

7/10



Average rating for the park

Age distribution



Under 18

1.7%

19-29

4.1%

50-59

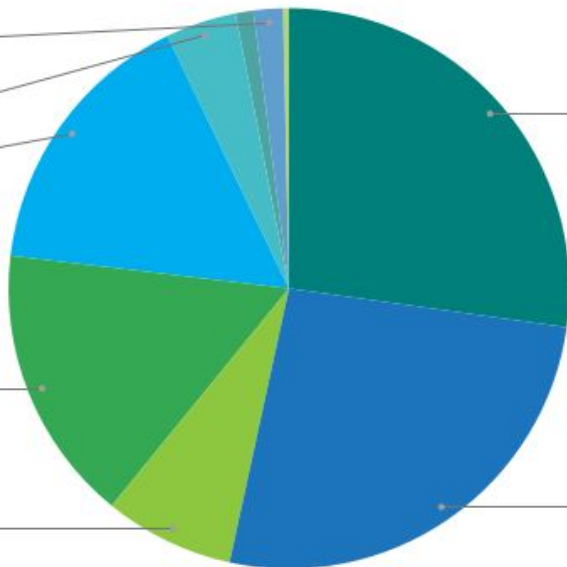
16.0%

60-69

16.0%

70-79

7.5%



The majority of respondents is aged

30-50 years

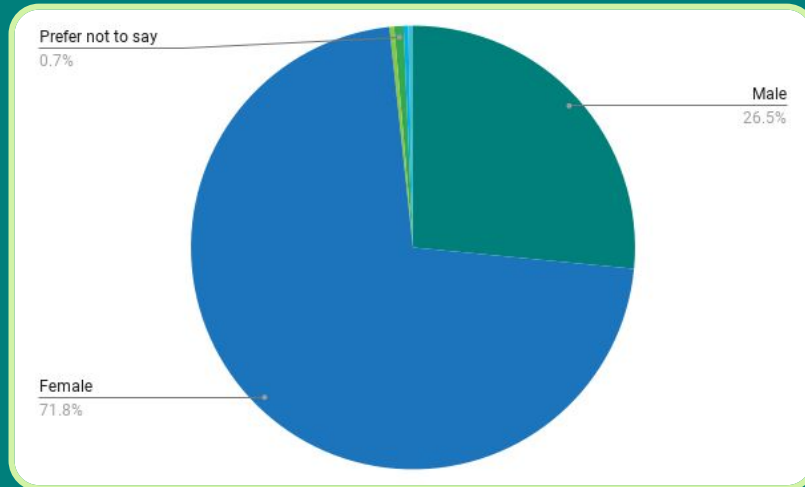


Only 1.7%
U18?

Where are the
kids?

Kids feedback covered in special section!

Gender distribution



72%
identify as female

27% identify as
male ♂

Remaining % split between prefer
not to say, non-binary &
miscellaneous

Top 5: Favorite features & facilities

Each respondent had up to 3 votes

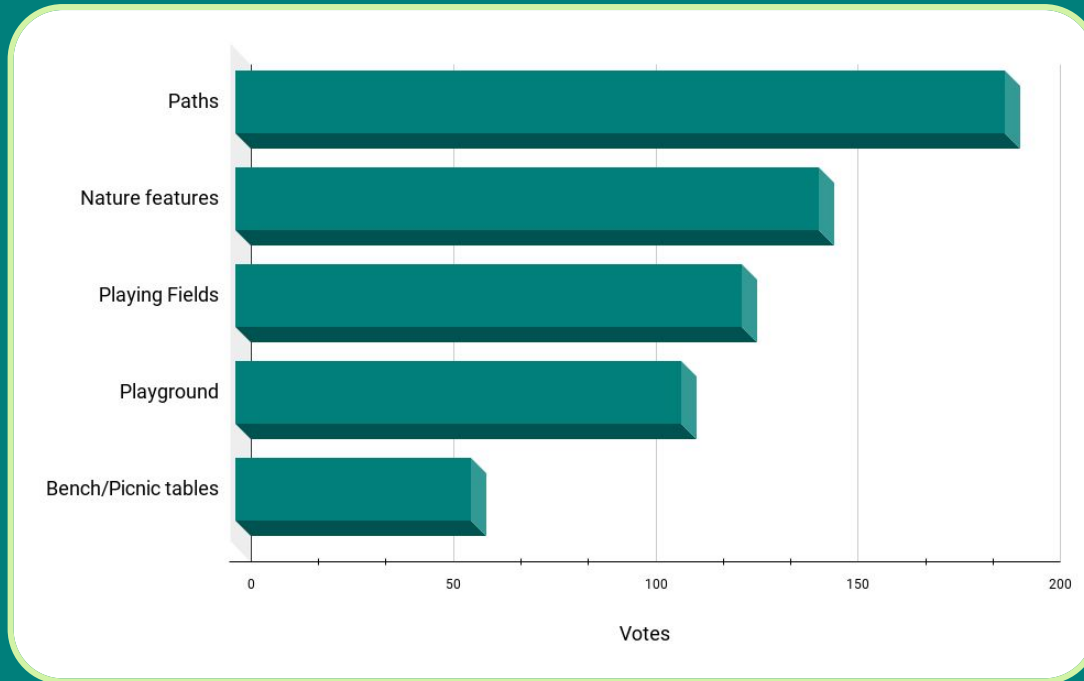
Paths are by far the **most popular feature** which is to be expected, given that the park's **2nd most common use case** is as an **active travel corridor**.

Patterns:

The age group of **30–50** stood out for making up a **large proportion of responses for playground and other features relating to children** that are not in the top 5, such as the basketball court and ramp park.

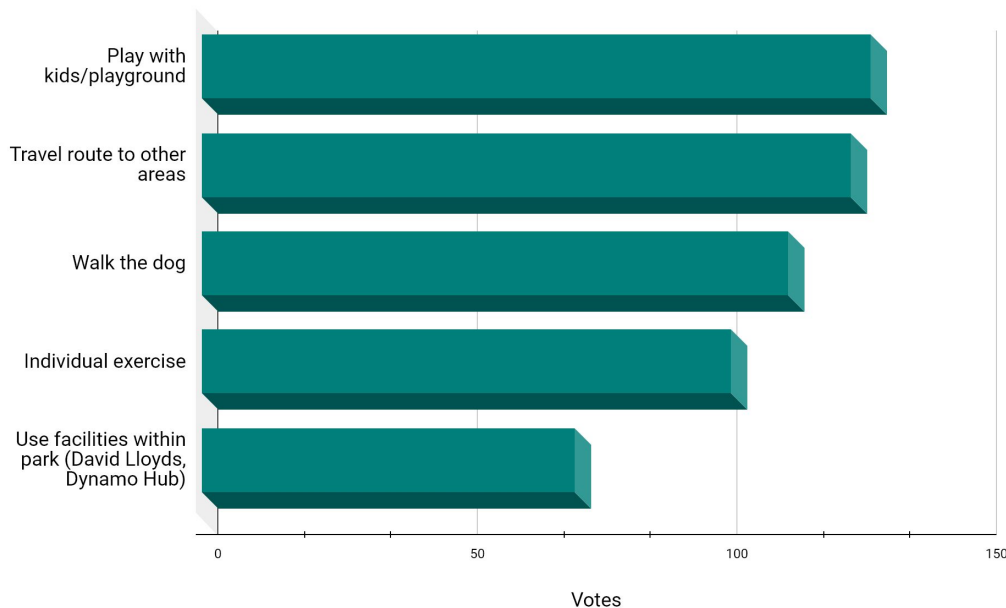
Qualitative responses indicate that this group is often using the park together with their kids (**parents, grandparents**).

Nature features were often most enjoyed by respondents aged between 60–80.



Top 5: What do you use the park for?

Each respondent could select any that apply



The data shows that the **main park uses** for many respondents is relating to **kids or commutes**.

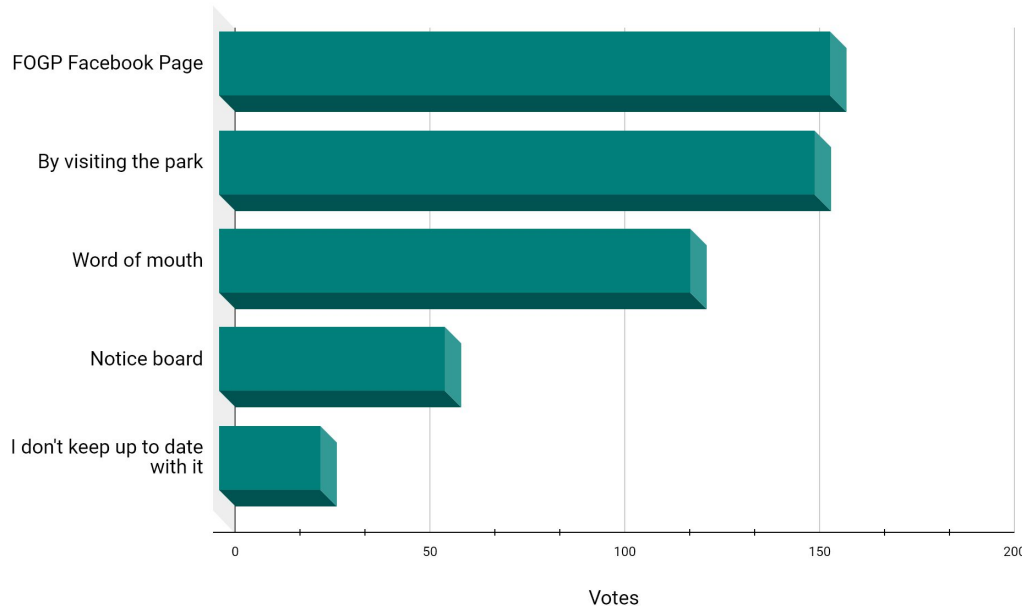
Dog walking comes up as third in the category.

Using facilities within the park from 3rd parties such as Dynamo and David Lloyds makes up another substantial proportion of responses.

This is important when trying to understand the makeup of where our park users come from, as there is a **difference between users living close and those commuting to the park** – e.g. how do users travel, and how might this impact the park?

Top 5: How do you keep in touch currently?

Each respondent could select any that apply



Patterns:

Respondents aged **19–39** show a clear inclination toward **digital platforms**, especially social media.

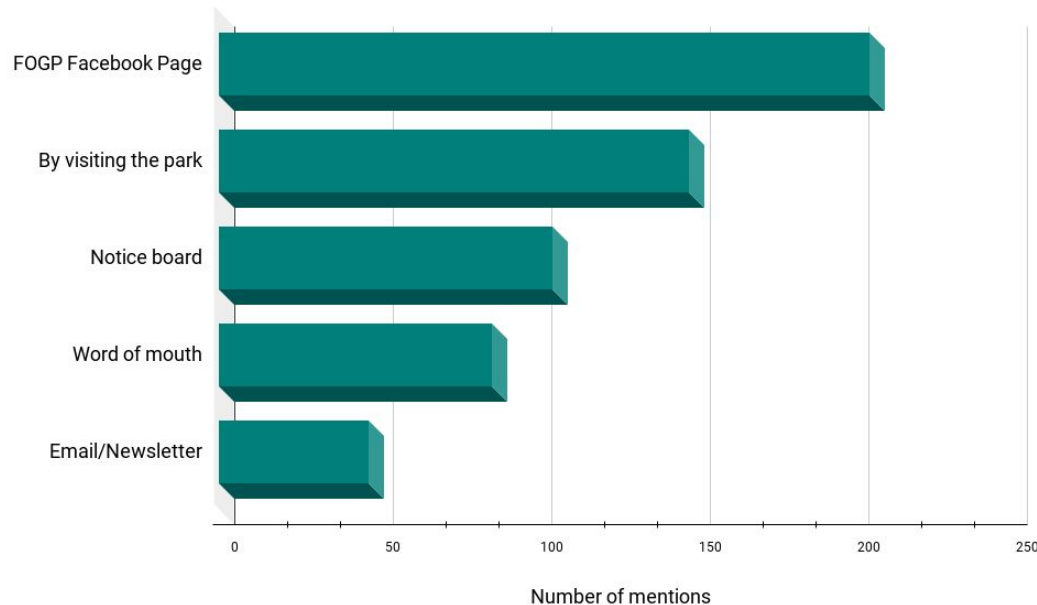
Respondents aged **40–49** exhibit a **blend of digital and traditional methods**, demonstrating flexibility in communication habits.

Those aged **50 and above** **lean heavily toward traditional, physical communication** methods (e.g. notice board), likely due to comfort and accessibility.

Digital communication is favored more by respondents identifying as **female** than male. **Traditional methods** (word of mouth, notice board) are more commonly relied upon by **male** respondents

Top 5: Preferred communication options?

3 votes per respondent



Current vs preferred communication methods are relatively **similar**.

The **Facebook page** remains a **strong favorite** amongst all respondents, with the **notice board** being slightly more popular than word of mouth in the preferred communications.

Responses indicate that the introduction of email/newsletter updates would be welcome too.

These trends suggest that optimizing online communication while also maintaining a strong local, more traditional approach to information would be most useful to **strike a balanced, fair approach for all age and gender groups**.

3

Main Survey Themes

Wishlist | Pain Points | Accessibility & Safety |
Past Improvements | Key topics



Respondent Wishlist

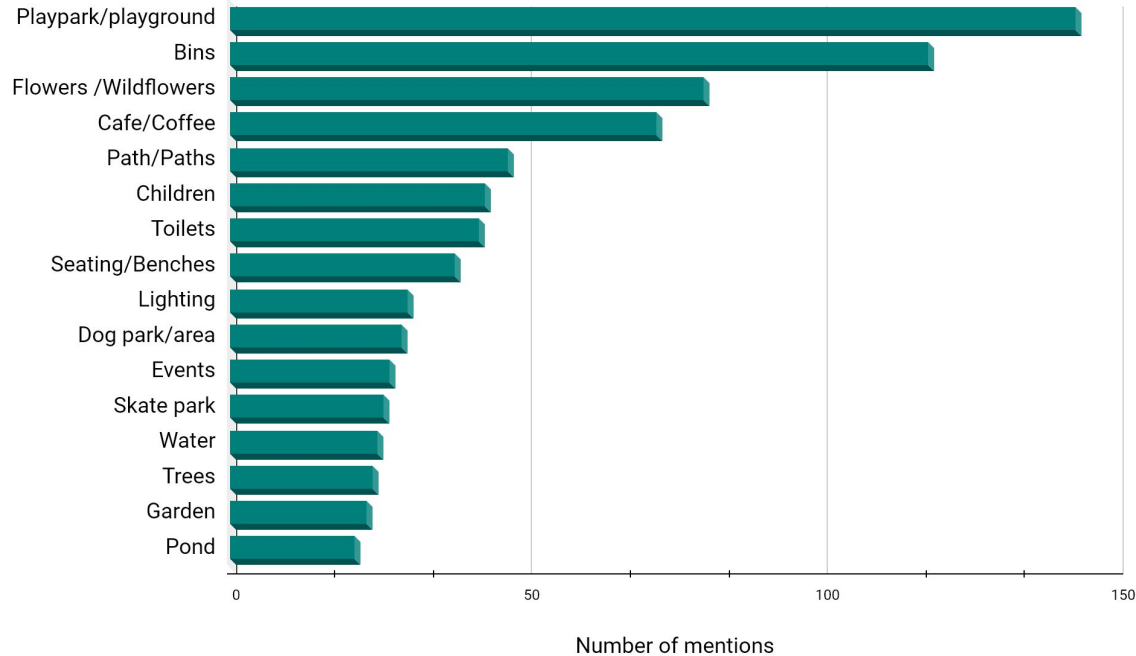


LEGEND

- > 100 mentions
- > 50 mentions
- > 20 mentions



Frequently mentioned words: Wishlist*



***This is a word frequency analysis for most common words used in responses to our question around wishes for the park.**

It highlights a strong desire for more bins, improved play park facilities, and the addition of cafes or coffee stands.

There is also a significant interest in enhancing the natural beauty of the park with more flowers and trees, as well as improving paths and lighting for better accessibility and safety.

The community shows a keen interest in having more events and facilities for children, including playgrounds and skate parks.

Additionally, there is a notable interest for dog-friendly areas and water features such as ponds.

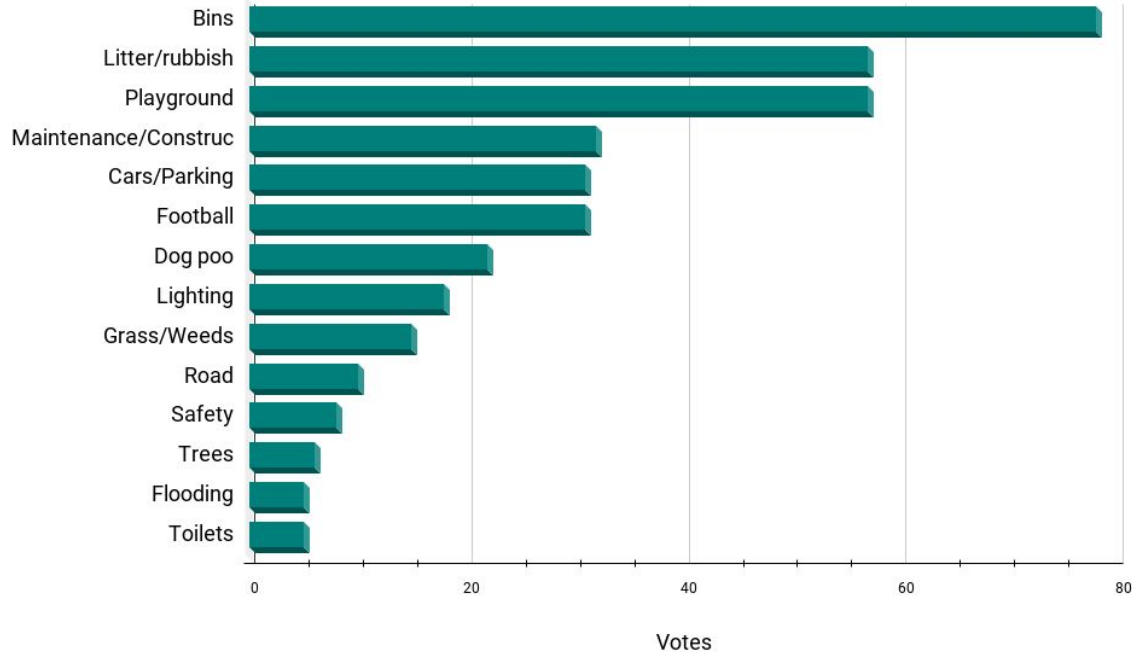
Respondent Pain Points

LEGEND

- > 50 mentions
- > 30 mentions
- < 30 mentions



Frequently mentioned words: Pain points *



***This is a word frequency analysis for most common words used in responses to our question around wishes for the park.**

The analysis highlights a significant concern with the lack of bins and the resulting litter and rubbish issues.

The play park and its condition are also frequently mentioned, indicating a need for improvement.

Football-related activities and their impact on the park environment, such as litter and parking issues, are also notable.

Concerns about lighting, safety, and maintenance further emphasize areas that require attention for enhancing the park's usability and appeal.

Accessibility feedback



"Accessible toilets would be great. Some shelter, it's cold for older people/disabled people to sit. A path down the side of the park next to the flats and maybe improvement of the join between the northern path and the pavillion path."



- **Toilets**

- Overwhelmingly the most frequently mentioned improvement, with an occasional suggestion to also add (baby) changing facilities
- Most of the respondents suggesting toilets also acknowledged potential challenges around maintaining these facilities

- **Wheelchair access**

- The new paths have been highlighted as a very positive improvement, but need to be kept clear
- Cars parked on pavements when events blocking access is a concern

- **Other suggestions**

- Drinking fountains
- Particular focus on accessibility features for active facilities, e.g. accessible swing, entrance to playpark, outdoor gym

Safety concerns



“Biggest problem in the park is the volume of cars for the football driving too fast and parking on pavements making it dangerous and puts me off being in the park at weekends.”

“The lighting in some areas of the park make me feel unsafe at night”



- **Car traffic & parking**
 - Car traffic/speeding cause for safety concern, e.g. at Zebra crossing and park/parking lot exits
- **Lighting issues**
 - Participants feeling unsafe at night
 - Trip hazard concerns
- **Managing nature features**
 - Unstable trees, overgrown bushes/shrubbery – trip & safety hazard

About past improvements

"The group have clearly been putting a lot of effort in and it's clear to see with the lighting, paths and orchard. I'm really excited to see how the park can be developed going forward."



"You guys do a great job. Keep it up!"



Many community members have expressed **appreciation** for the new paths, lighting, and nature features.

Comments show that the majority of respondents believe these enhancements have made the park safer, more enjoyable and helped contributing to the park's appeal for both wildlife and visitors.

Areas for play



"A nice invite playground – not covered in graffiti, not covered in fake broken grass carpet. A playground with tables, rubbish bins, nice musical games, wooden structures, space for older kids to hang out so they don't intimidate smaller kids."

"A better play park, more for the younger children to do. A bigger area for bikes, scooters etc to go – a big track possibly in an area."

"Swings are shabby, basket ball court is shabby, ramp park is really shabby – lots of graffiti (some of it sexual / racist / offensive) and litter everywhere (there are no bins)"



When it comes to areas for play such as the playground, basketball court, ramp park and outdoor gym, **respondents have been very vocal about a need for improvement**, while at the same time bringing in their creativity on potential solutions & ideas.

Given that the majority of survey participants are in an age group that is often taking care of children, this theme stands out as a priority. The **kids spotlight** [link](#) further on in the report supports this.

Dogs



"Dogs are everywhere, one must watch out for dog poo, sadly, too many people can't control their dogs. There should be a dedicated area where they can run freely, maybe with an obstacle course."



"Too many dogs not on leads. Why do we fence in the children and let dogs run free. It should be the other way round."



On the topic of dogs, respondent opinions were quite divided, with no particular distribution across any specific age, gender or other characteristics.

Feedback revolves around **dogs off leads causing safety concerns** for other park users and **dog waste not being taken care of**, and on the other side dog owners highlighting that the **park should be more dog-friendly**.

Many respondents from both sides of the opinion spectrum noted the lack of dedicated spaces for dogs, with suggestions being made to create a **dedicated, fenced off dog area** as well as providing more bins to deal with the dog poo.

Football & Team Sports



Football & Team Sports is another divisive topic.

Many users come to the park to **engage in team sports** such as football, and improvement **suggestions revolve around supporting facilities** such as changing rooms, food & beverages, sheltered areas and seating.

Other respondents indicate that there is **too much of a focus on football/team sports**, or that they are a cause of other issues (traffic/parking, litter).

"Litter from kids/folk watching football teams, leaving empty bottles"



"If the park is to be a sport -focussed park, it should enable other sports such as improving the basketball court, installing rugby posts, creating a running route or further developing the outdoor gym."

Bins



One snapshot from our survey results says more than a 1000 words!

If you could make a WISHLIST - what would you like to have/see in Gyle Park?	What doesn't work well for you regarding the park? (Challenges, frustrations etc.)
More bins	Not enough bins
Bins	No bins
Improved playpark More bins	Unsafe, poorly maintained and broken playpark with extraordinarily long periods of time for parts to be fixed. A couple of bins in the park itself would be great. Lack of public toilets
Updated playpark, bigger skate park/ramps.	Lack of bins & toilets
More litter bins!	Nothing.

Bins – we heard you! Due to the overwhelming feedback around this theme FOGP would like to address this matter in particular straight away:

FOGP have been working with the council over recent years to improve the litter situation in the park. The City of Edinburgh Council policy favours that bins are only placed at entrances to parks. There is also an upcoming review of this policy.

If you'd like to see the bin policy changed, you can also reach out to your local Councillors, or report overflowing bins on the council's website: [Report litter to the council](#)

Regular litterpicks are arranged to mitigate the problem in the meantime.

Communication

"It would be nice to have better communication regarding works in the park."

"No idea we had a West Edinburgh information site."



Responses indicate a desire for more information about the park as well as potential misinformation of respondents (for example, FOGP are not in charge of Scottish Water works/fencing or managing bins but respondents indicated they believed the opposite)

There is an opportunity for FOGP to look at a communication strategy to support the distribution of correct information, and drive positive outcomes & satisfaction of park users.

4

Kids Spotlight

Feedback from pupils



Context



Friends of Gyle Park were keen to **capture feedback from children to give them a clear voice** while also facilitating the feedback **in a child-friendly and safe way**. We've done so by working with the teachers and pupils from Gylemuir Primary school.

The responses were captured **separately to the main survey due to practical reasons**, but the children have been asked a subset of the same questions that were used in the main survey.

Please note that there is a small chance of overlap between responses, and because the responses were collected in a different method to the main survey, we have decided to keep the collected information in this separate section.

Kids spotlight: Gylemuir P5a

27 Children



Use of the park	Favorite features	Not working well	Wishlist
<ul style="list-style-type: none"> • Taking their dog for a walk • Playing in the play park • Football • Gymnastics on the grass • Riding bikes • Playing families 	<ul style="list-style-type: none"> • Play park • Ramp park • Outdoor gym 	<ul style="list-style-type: none"> • Not much equipment in the play park – chunk off big climbing frame, they took away the yellow slides and the fireman's pole. • No bins in the whole park. • No toilets. • Zip line is not good quality – stops half way. • There should be more equipment for disabled people • There are not enough swings – always people on them. • There is not enough equipment for older children. • Skate park could be better – not many ramps. • Basketball court – one hoop doesn't have a net and there is graffiti. 	<p>Bins, toilets, bigger playground, bigger skatepark, football pitch, less litter, more swings, gymnastic bars, park for dogs, play park for older children, big climbing frame, monkey bars, more benches for adults, obstacle course area, tennis court, rock wall, more trees.</p>

Kids spotlight: Gylemuir P7

32 Children



Use of the park	Favorite features (ranked)	Not working well	Wishlist
<ul style="list-style-type: none">• Tig, running, swings• Basketball court• Bike and scooter on the skate• Park• Cycling• Roller blading	<ol style="list-style-type: none">1. Playground2. Ramp park3. Grass planes/Playing fields4. Multi purpose basketball court5. Paths6. Benches/Picnic Tables7. Nature features	<ul style="list-style-type: none">• Swings are broken• Lots of fencing is there• Graffiti all over the caged football area• The flying fox platform is too small• Basketball net is broken	<ul style="list-style-type: none">• More bins• Recycling bins• Bigger skate park area• Playpark- bigger, slide is not there anymore, larger equipment for climbing, monkey bars, trampoline, sand area, astro the cage, picnic benches <p><u>Accessibility improvements:</u> Surface is crumbling and falling apart, rent-a-bike</p>

Kids spotlight: Gylemuir Primary

22 Children, mixed ages



Use of the park	Favorite features	Not working well	Wishlist
<ul style="list-style-type: none"> • Cycling • Play park • Basket ball court and football goals • Exercise bit • Playing cricket • swings • Roller skates • Flying fox • Skate park 	<ul style="list-style-type: none"> • Playground • Ramp park • Grass planes/Playing fields • Multi purpose basketball court • Nature features (e.g. orchard/ wild flowers) • Benches/Picnic Tables • Paths • Outdoor gym 	<ul style="list-style-type: none"> • All the construction going on • All the rubbish • When the slide went away • The grass cut more • Don't like the colours they are all old • The play park is quite small – needs extended • What is not good is that the swirly slide is gone, when we hurt ourself by falling, the rubbish in the park is also not good. 	<ul style="list-style-type: none"> • Firemans pole • Tunnel slide • Trampoline • Bigger zip line • Big slide • Climbing wall • Play house • Nice picnic tables • More flowers • Tree house • More bins so there is less rubbish • Monkey bars • Round about • More things in the skate park • Quiet spaces • More swings • Obstacle course • 7 aside pitches



5

Next Steps

Next Steps



Friends of Gyle Park have already been able to use the information gathered from this survey to drive improvements!

Quotes from the survey have helped FOGP make a strong case in discussions with the council around **lighting issues** in the park, and works are now being carried out in the park to resolve this.

Improvements to the **play park** are also already in discussion.

Anonymised data from the survey may be used to support the FOGP in grant applications or conversations with other parties.

FOGP have also identified a shortlist of improvement areas. You can see them in the next slide.



Shortlist: Improvement areas



Activities and areas for children
Providing toilets for park users
Provision for dogs
Supporting the natural environment
Reducing litter in the park

This shortlist is a selection of popular/frequently mentioned suggestions as well as topics the FOGP wish to explore further because opinions have been more divisive.

A second survey is planned to follow up on the public's opinion to prioritise this list and give more specific feedback – watch out for announcements online and in the notice board!



6

Appendix

Special thanks to



- All respondents for taking the time to share their views and to everyone reading this report!
Together we can make a difference.
- **Damian Mullan** from "So it Begins" – for designing a logo & colour palette to help FOGP stand out!
- **Andy Wallace** from Friends of St. Margaret Park – for helping us with the creation of the census overview
- **Storyset.com** – As a non-profit organization, we were able to leverage their beautiful content to help illustrate our survey report for free.



Contact



Got questions? Comments? Would like to help?

Please reach out to Friends of Gyle Park via
info.fotgp@yahoo.com

